

BELLA

275 EXECUTIVE

275 LBS. SINGLE USER



model shown
B200 E27

matching styles available



FEATURES



SEAT	BACK	COMPONENTS	OTHER
<ul style="list-style-type: none"> 12 ply compound curved plywood substructure 1 1/2" thick soft high resiliency foam topper over a 3" thick 2.6 lb. high density foam waterfall front welted top cushion 	<ul style="list-style-type: none"> 10 ply compound curved plywood substructure 3 ply outer back 2" thick high resiliency foam with a 1" thick high density foam soft topper pad upholstered outer back sewn tucks 	<ul style="list-style-type: none"> five star, 27" base with casters class 4 cylinder two mechanism choices standard with fixed height, upholstered arm adjustable height arms available 	<ul style="list-style-type: none"> T Nut construction wide selection of fabric, vinyl or leather combination lifetime warranty for single shift users up to 275 lbs. wood base available




DIMENSIONS

MODEL#	STYLE	OVERALL	SEAT	BACK	COM YARDAGE
B200	High Back	W 27 D 27 H 43-47	SW 23 SD 20 SH 17-21	BW 21 BH 29	3.5
B201	Medium Back	W 27 D 27 H 38-42	SW 23 SD 20 SH 17-21	BW 21 BH 24	3.25
B202	Small Back	W 27 D 27 H 34-38	SW 23 SD 20 SH 17-21	BW 21 BH 20	3.12

*All measurements are approximate and can change depending on the configuration chosen.

BELLA 275 EXECUTIVE

PRICING (includes arms)

MODEL	MODEL#	DESCRIPTION	MECHANISM					GR 1	GR 2	GR 3	GR LV
HIGH BACK											
	B200-E21	Basic Swivel Tilt	•	•	•	•	•	\$800	\$882	\$965	\$1427
	B200-E27	Multi Locking Tilter	•	•	•	•	•	900	982	1065	1527
MEDIUM BACK											
	B201-E21	Basic Swivel Tilt	•	•	•	•	•	770	846	923	1352
	B201-E27	Multi Locking Tilter	•	•	•	•	•	870	946	1023	1452
SMALL BACK											
	B202-E21	Basic Swivel Tilt	•	•	•	•	•	740	813	887	1298
	B202-E27	Multi Locking Tilter	•	•	•	•	•	840	913	987	1398

*For more detailed information on the mechanisms and their functions, please see page 6.

ARM UPGRADES

CODE	DESCRIPTION	LIST PRICE
UAH	Upholstered Traditional Arm with Adjustable Height	\$50

COMFORT, STYLE & SPECIALTY UPGRADES

CODE	DESCRIPTION	LIST PRICE
COMFORT		
SBS	Schukra Back Saver – Mechanical adjustable lumbar support	\$70
STYLE		
CAB	5 Leg Cast Aluminum Base – Black finish	50
CAC	5 Leg Cast Aluminum Base – Chrome finish	50
FCB	Fixed Column Base – Black molded cover to conceal all the mounting hardware	120
STW	Soft Twin Wheel Casters – For use on hard floors	20
SWB	Soft Twin Wheel Braking Casters – Brakes steady chair as user sits	40
SPECIALTY		
BN	Black Ballistic Nylon Outer Back	N/C
CAL 133	A special Dupont blocker material is placed between upholstery and foam to prevent fire from spreading	\$50.00 per yard
VBE	Vinyl Back Edge – Protects back upholstery from impact and minimizes damage	25
WB	Wood Base – Cherry, Light Oak, Medium Oak, Mahogany, and Walnut	220

*For more information on upgrades and specialty options, please see page 8.

STANDARD
275