

ROOKIE

275 EXECUTIVE

275 LBS. SINGLE USER



model shown
R201 E27 LIGHT OAK

matching styles available



FEATURES

SEAT	BACK	COMPONENTS	OTHER
<ul style="list-style-type: none"> • 5/8" ply compound curved plywood substructure • 2.6 lb. high density foam • waterfall front • 3 panel sewn cover 	<ul style="list-style-type: none"> • 5/8" compound curved plywood substructure • 1/4" compound curved plywood outer back • 2" high resiliency foam • natural lumbar • black mesh back available 	<ul style="list-style-type: none"> • chrome five star 26" base • solid wire chrome arms • wood caps – five finishes available • mesh back available in black only 	<ul style="list-style-type: none"> • chrome finish • matching guest available • black mesh back available • lifetime warranty for single shift use up to 275 lbs.

DIMENSIONS




MODEL#	STYLE	OVERALL	SEAT	BACK	COM YARDAGE
R200	High Back	W 27 D 25 H 38-42	SW 19 SD 19 SH 16.7-21	BW 19 BH 24	2.0
R200M	High Back Mesh	W 27 D 25 H 38-42	SW 19 SD 19 SH 16.7-21	BW 19 BH 24	1.0
R201	Medium Back	W 27 D 25 H 35-39	SW 19 SD 19 SH 16.7-21	BW 19 BH 21	1.75

**All measurements are approximate and can change depending on the configuration chosen.*

Arm caps must be specified – see arm cap options for details

ROOKIE 275 EXECUTIVE

PRICING (includes arms)

MODEL	MODEL#	DESCRIPTION	MECHANISM					GR 1	GR 2	GR 3	GR LV		
			360° Swivel	Pneumatic Seat Height	Tilt with Upright Tilt Lockout	Tilt Resistance	Infinite Locking Tilt	Knee Tilt	Center Tilt				
HIGH BACK													
	R200-E21	Basic Swivel Tilt	•	•	•	•	•	•		\$650	\$691	\$732	\$963
	R200-E27	Multi Locking Tilter	•	•		•	•	•		750	791	832	1063
HIGH BACK MESH													
	R2M0-E21	Basic Swivel Tilt	•	•	•	•		•		700	718	735	834
	R2M1-E27	Multi Locking Tilter	•	•		•	•	•		800	818	835	934
MEDIUM BACK													
	R201-E21	Basic Swivel Tilt	•	•	•	•		•		620	655	691	889
	R201-E27	Multi Locking Tilter	•	•		•	•	•		720	755	791	989

*For more detailed information on the mechanisms and their functions, please see page 6.

ARM CAP OPTIONS (MUST SPECIFY)

DESCRIPTION	LIST PRICE
Cherry	N/C
Light Oak	N/C
Medium Oak	N/C
Mahogany	N/C
Walnut	N/C
Black Urethane	N/C

STYLE & SPECIALTY OPTIONS

CODE	DESCRIPTION	LIST PRICE
FCB	Fixed Column Base – Black molded cover to conceal all the mounting hardware	\$120
SBS	Schukra Back Saver – Mechanical adjustable lumbar support	70
STW	Soft Twin Wheel Casters – For use on hard floors	20

STANDARD
275