




Seating Inc. | 60 N. State Street | PO Box 898 | Nunda, NY 14517 | 800.468.2475 | sales@seatinginc.com

Q38 Mechanism Instructions




- ① Tension Adjustment:**
Turn the knob (under mechanism, not shown in photo) counter clockwise to increase the tension for more resistance, turn knob clockwise to decrease the tension for less resistance.
- ② Infinite Forward Tilt:**
Turn lever clockwise to lower the front edge of the seat.
To raise the front edge of seat, tilt seat back with lever #3 until seat locks, then rotate lever counter clockwise.
- ③ Seat Tilt:**
This paddle adjusts seat and backrest angle as a unit and allows chair to free float. Lift paddle to allow chair to free float.
Push paddle down to lock the chair in any desired position.
- ④ Pneumatic Lift Adjustment:**
Lift tab up to adjust seat height
- ⑤ Back Rest Angle Adjustment:**
Pull up on the tab to make adjustments to back rest angle or to allow the back rest to move with your body. Push paddle down to lock.



Q38 Assembly Instructions

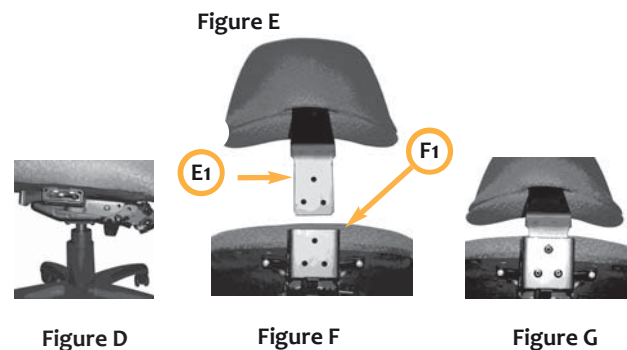
Step 1

- ① Place Base and Caster Assembly (Figure A) on carpeted floor.
- ② Insert Pneumatic Cylinder (Figure B) Into Base (Figure A) by inserting tapered end (B1).
- ③ Place the seat assembly on the Pneumatic Cylinder (Figure B) by inserting the Pneumatic Cylinder Activator (B2) into the opening (C1) of the mechanism (*Figure C).
*Actual Q38 mechanism not shown, opening is similar.
- ④ Apply pressure for a secure fit.



Step 2

- ⑤ At the completion of step 1, the bottom of the chair assembly should look like figure D.
- ⑥ Lay Seat Assembly on a carpeted floor as shown in Figure F.
- ⑦ Take Backrest (Figure E) and slide Backrest Bar (E1) into slot (F1) until the three holes line up for Allen head screws.
- ⑧ Hand tighten all three Allen head screws (Figure G) before tightening with Allen head key provided.



Ratchet Back - Lift back all the way up to release ratchet mechanism. Push back all the way down to activate. Lift back up slowly for 7 locking positions. Not available on Grid or Jay Series.