



Pictured Top Right: Pearl II medium back work chair with T-style angled 5-way adjustable arms with polished aluminum accents and chrome finish cast aluminum base (PE201 E21 T5 CAC).
Pictured Bottom Left: Pearl II high back work chair with polished aluminum arms and polished aluminum spider base (PE200 E21 PAA PAB).

pearl II
BY | seating inc.



ergonomic work chairs and work stools

300lb & 400lb weight capacities.
Work chairs available up to 550lb weight capacity.
Multiple arm, base, and mechanism choices available.

Pictured Clockwise: Pearl II small back work chair (PE212 M20); Pearl II medium back work chair with T-style adjustable arms (PE211 Q22 TC WAB); Pearl II small back work stool (PE222 M20); Pearl II generous fit high back work chair with T-style arms (PE510 Q51 TH); Pearl II heavy duty high back work chair with T-style angled 4-way adjustable arms (PE310 Q35 T4).

multipurpose stacking & non-stacking chairs

4-leg, 2-position, and sled base available for 300lb and 400lb weight capacities. 4-leg stools are 300lb weight capacity.

Pictured clockwise: Pearl II heavy duty multipurpose non-stacking 2-position with arms and silver metallic finish frame (PE336 SM); Pearl II heavy duty multipurpose stacking with arms and silver metallic finish frame (PE344 SM); Pearl II multipurpose non-stacking with arms and silver metallic finish frame (PE234 SM); Pearl II multipurpose non-stacking armless with silver metallic finish frame (PE233 SM); Pearl II multipurpose non-stacking stool armless with black finish frame (PE243-24); Pearl II multipurpose non-stacking stool with sloped arms and black finish frame (PE244-29 SUA); Pearl II multipurpose stacking armless with casters and silver metallic finish frame (PE243 SM SCC).



pearl II

options

A complete offering to optimize efficiency and performance. See price book for all additional options.

work chair & work stool options

Available Functions

Work Chairs:	300lb	400lb	550lb:
Swivel Only	(M20)	(Q30)	
Swivel Tilt	(E21)	(E31)	(Q51)
Posture Back	(Q22)	(Q32)	
Posture Plus	(Q22 ASD)	(Q32 ASD)	
Weight Activated	(Q24)		
Synchro	(Q25)	(Q35)	
Synchro Plus	(Q25 ASD BAA)	(Q35 ASD BAA)	
Work Stools:			
Swivel Only	(M20)	(Q30)	
Posture Back	(Q22)	(Q32)	
Posture Plus	(Q22 ASD)	(Q32 ASD)	


Arm Options

Height Adjustable




T-style arm (TC)
T-style arm low profile (TL)
T-style arm swing away (TS)

Fixed Height




C-style black polyurethane (BPA)
C-style polished aluminum (PAA)

Height & Width Adjustable



T-style arm angled 4-Way adjustable (T4)
T-style arm angled 5-Way adjustable (T5)

Upholstered



Contemporary style arm fixed height (CUF)
Contemporary style arm Height & Width Adjustable (CUA)

Ergonomic Options Code

Comfort gel arm pads	G
Schukra® back saver	SBS
Adjustable seat depth	ASD
Adjustable head rest	HRA
TLC memory foam seat	TLCM
Wide seat	WS

Durability Options Code

Hard plastic outer back shell	IR
Ballistic nylon outer back	BN
Ballistic nylon arm pads	CNP
Vinyl back edge	VBE

Caster Options Code

Hard floor casters	STW
Glides	GLD

550lb Weight Capacity Arms



T-style fixed height arm with gel comfort pad (TH)

Base Options



Black composite spider base (BSB)
Polished aluminum spider base (PAB)
Cast aluminum chrome base (CAC)
Cast aluminum black base (CAB)

multipurpose stacking & non-stacking chair options

Durability Option Code

Ballistic nylon outer back	BN
----------------------------	----

Frame Color Option Code

Silver metallic	SM
-----------------	----

Caster Options Code

Standard carpet casters	SCC
Hard floor casters	STW

Ganging Options



ganging clamps for stacking chairs.
Standard black or optional silver metallic finish (GC)

Stacking Options

Stacking chair transport (DOLLY)



seating inc.

MAKING.WORK.BETTER.BUILDING BETTER CHAIRS

PO Box 898 | 60 N State Street | Nunda, NY 14517 | 800.468.2475

www.seatinginc.com

03-2018