

dock BENCH

- Stand alone or connected by easy to use, hidden ganging clamps, Dock's versatile seating units create unique collaborative spaces.
- 24" • 48" • 60" • 72" lengths. Custom sizes available.
- 18" Bench Height or 15" Mini (for child-centered spaces)
- 400lb weight capacity per 24" length.
- Comfortable high-density foam with upholstered seat top and foam wrapped sides.
- Built to last: reinforced seat top with durable wood frame and inner supports that won't break down or sag over time.
- Customize your Dock: consider square or round legs with black, chrom or silver metallic finish. Add an upholstery combination – the options are endless to create your unique Dock!
- Add matching support arm with swing away, high pressure laminate, 18" round table top to add functional work surface on either or both sides.
- Plug in and connect! Up to 3 Optional power ports may be added to any dock, each with 2 USB plugs and 1 standard electrical outlet that can be all placed on one single power cable.



model #
DB4818 LSC UC

pricing

Dock Bench 18" Height

Model #	Description	Gr 1	Gr 2	Gr 3	Gr 4	Gr 5	Gr 6	Gr 7	Gr 8	Gr 9	Gr 10
DB2418	24x18x18	780	810	841	852	872	890	900	910	919	931
DB4818	48x18x18	988	1037	1086	1102	1134	1165	1179	1196	1211	1229
DB6018	60x18x18	1300	1361	1423	1444	1482	1522	1539	1560	1579	1602
DB7218	72x18x18	1508	1576	1642	1665	1709	1751	1771	1794	1814	1840
DBCUST	Custom Size	Call For Pricing									

Dock Mini Bench 15" Height

Model #	Description	Gr 1	Gr 2	Gr 3	Gr 4	Gr 5	Gr 6	Gr 7	Gr 8	Gr 9	Gr 10
DM2418	24x18x15	759	789	821	831	851	869	879	889	899	910
DM4818	48x18x15	967	1016	1065	1082	1113	1144	1159	1175	1190	1208
DM6018	60x18x15	1279	1341	1402	1423	1461	1501	1518	1539	1558	1581
DM7218	72x18x15	1487	1555	1621	1644	1688	1731	1750	1773	1793	1819
DMCUST	Custom Size	Call For Pricing									

com yardage

Model #	COM Yardage	Model #	COM Yardage
Dock Bench			
DB2418	1.50	Dock Mini Bench	
DB4818	2.25	DM2418	1.50
DB6018	2.50	DM4818	2.25
DB7218	2.75	DM6018	2.50
		DM7218	2.75

Please refer to page 2 to review COM procedures before submitting your order.

freight

Model #	UPS/LTL
Dock Bench	
DB2418	UPS
DB4818	LTL
DB6018	LTL
DB7218	LTL
Dock Mini Bench	
DM2418	UPS
DM4818	UPS
DM6018	LTL
DM7218	LTL

dock BENCH

When ordering you must specify:


- 1) Complete model #
- 2) Leg shape and finish
- 3) Upholstery and color choice name

Then you may add additional option codes


Please note:

- When ordering a swing away table top with support arm, a table top finish must also be specified to complete the order.


- Each Dock is custom made by craftsman who can place your power port in any area. Standard left right and center placement will be in the middle of those locations. If you would like to specify exactly where the port(s) is/are placed, please add a comment to the order.



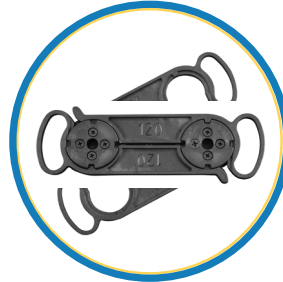
Round Leg




Square Leg



Power Port



Ganging Connector



Stitching

options & upgrades

Code	Description	List Price
LEGS - Set of 4		
LRB	Round Leg BLACK finish.	N/C
LRC	Round Leg CHROME finish.	\$26
LRSM	Round Leg SILVER METALLIC finish.	N/C
LSB	Square Leg BLACK finish.	N/C
LSC	Square Leg CHROME finish.	\$26
LSSM	Square Leg SILVER METALLIC finish.	N/C
SWING AWAY TABLE TOP WITH SUPPORT ARM (Please specify Table Top Finish)		
TRB	Swing away table top, RIGHT hand install, with BLACK finish support arm.	\$442
TRC	Swing away table top, RIGHT hand install, with CHROME finish support arm.	\$468
TRSM	Swing away table top, RIGHT hand install, with SILVER METALLIC finish support arm.	\$442
TLB	Swing away table top, LEFT hand install, with BLACK finish support arm.	\$442
TLC	Swing away table top, LEFT hand install, with CHROME finish support arm.	\$468
TLSM	Swing away table top, LEFT hand install, with SILVER METALLIC finish support arm.	\$442
SWING AWAY TABLE TOP FINISH		
Standard Choices with matching edge: White Driftwood, Carter Oak, Designer White, Kensington Maple, Fonthill Pear, Wild Cherry, Montana Walnut, Empire Mahogany, Cafelle, or Black.		
SL	Wilsonart® laminate finishes ending with code 60 are available standard choices.	N/C
UL	Upgrade laminate choices, call for pricing.	CFP
GLIDES		
AHG	Adjustable height glides.	\$42
AHGV	Adjustable height VCT Floor saver glides. Prevents damage to VCT tile. Not for use on carpet.	\$62
POWER PORT (each power port consists of 2 USB ports and 1 standard electric outlet. (1) 72" power cable will also be provided per dock)		
PPR	Power Port, RIGHT side install.	\$224
PPL	Power Port, LEFT side install.	\$224
PPC	Power Port, CENTER front install.	\$224
SPECIALTY		
DGC	Dock ganging connector. All Dock products are pre-prepped to receive connecting bracket.	\$52
UC	Upholstery combination. See Page 2 for further instructions.	\$44
CAL	Flame Guard – Chair made to conform to CAL 133 spec.	\$57 per yard used

make space collection - dock bench

